

# PRULink Flexi Income Fund

PRU LIFE U.K. 

## Fund Fact Sheet - August 2024

The Fund Fact Sheet provides general information concerning the underlying funds of Pru Life UK's unit-linked policies and is not intended to serve as individual investment advice. The Fund feeds to ATRAM Global Multi-Asset Income Feeder Fund of ATRAM Trust Corporation, which ultimately invests in the JPMorgan Global Income Fund of J.P. Morgan Funds (Asia), Limited.

### Key Information and Investment Disclosure

(all data as at 31 August 2024 unless otherwise stated)

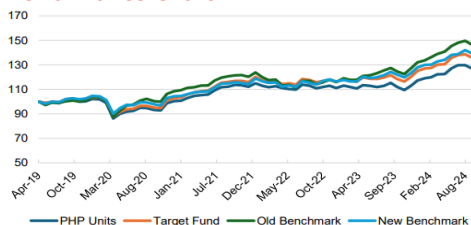
Launch Date	06 December 2024	Fund Classification	Diversified
NAVpu (PHP)	1.00000	Minimum Risk Rating	2 (Moderate)
Fund Size	PHP 23,079.92 million	Fund Manager (Feeder Fund)	ATRAM Trust Corp.
Fund Currency	Philippine Peso	Fund Manager (Target Fund)	J.P. Morgan Asset Management
Financial Year End	31 <sup>st</sup> December	Annual Management Fee	2.25%
		Benchmarks	35% Global Equities (MSCI AWI High Dividend) 40% Global High Yield (Bloomberg US HY 2% Cap) 25% Global Investment Grade (Bloomberg Global Credit)

### Fund Objective

PRULink Flexi Income Fund (the Fund) seeks to achieve income and long-term capital growth by investing all or substantially all its assets in a collective investment scheme that invests primarily in global equities, debt and short-term securities. The Fund seeks to provide investors with a non-guaranteed monthly payout. As an investment-linked fund, it invests wholly in the ATRAM Global Multi-Asset Income Feeder Fund – PHP Share Class (the "Feeder Fund") which ultimately invests in the JP Morgan Global Income Fund (the "Target Fund"). The Feeder Fund may also invest up to 10% in financial instruments and other tradeable investment outlets as may be allowed by the pertinent regulatory bodies. It is subject to currency risks as a PHP unhedged share class.

Note: ATRAM Trust Corporation, as the Fund Manager, and JP Morgan Asset Management may make material changes to the Feeder Fund and Target Fund, respectively, at their sole discretion and after giving prior notice thereof in compliance with regulatory requirements.

### Performance Chart



The chart illustrates the performance of the Fund's investment strategy compared to its benchmarks. The Fund's performance is measured against the Old Benchmark (25% MSCI World - USD Hedged, 15% MSCI EM, 40% BBG US Corp HY 2% Issue Cap, 20% BBG EM Hard CCY Agg) and the New Benchmark (35% MSCI ACWI High Dividend Yield Index; 40% Bloomberg US High

### Cumulative Performance

	1-Month	3-Month	6-Month	1-Year	3-Year
<b>Feeder Fund</b>	-2.07%	-0.14%	5.98%	10.15%	13.15%
<b>Target Fund</b>	-1.99%	0.10%	6.63%	11.79%	17.05%
<b>Old Benchmark</b>	-2.11%	0.78%	7.55%	14.94%	21.36%
<b>New Benchmark</b>	-1.84%	0.92%	7.15%	12.17%	21.23%

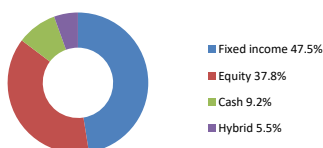
ATRAM Feeder Fund in % PHP terms; Feeder & Target Fund returns include the income paid out on distribution

### Fund Statistics

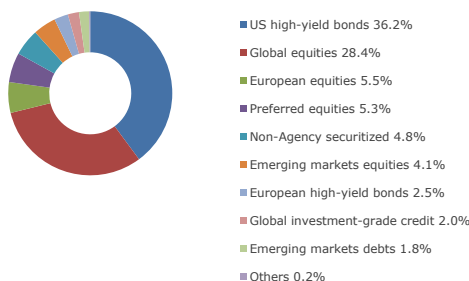
Highest NAVPU reached (Php)	1.00000
Lowest NAVPU reached (Php)	1.00000
Initial NAVPU (Php)	1.00000

### Asset Allocation (Target Fund)

#### Asset Allocation



#### Asset Class Breakdown



### Top 10 Holdings (Target Fund)

1	MICROSOFT CORP.	1.30%
2	UNITED STATES OF AMERICA NOTES FIXED 4.125%	1.10%
3	META PLATFORMS INC.	0.70%
4	TAIWAN SEMICONDUCTOR MANUFACTURING CO., LTD.	0.60%
5	BROADCOM INC.	0.50%
6	UNITEDHEALTH GROUP INC.	0.50%
7	NESTLE SA	0.50%
8	SHIN-ETSU CHEMICAL CO LTD	0.50%
9	EXXON MOBIL	0.40%
10	NEXTERA ENERGY INC.	0.40%

\*The Fund aims to provide non-guaranteed monthly payouts based on the number of units held at the time of declaration ("Payout" or "Payouts"). The Payout will be at the sole discretion of Pru Life UK, based on the recommendation of the Fund Manager (ATRAM Trust Corporation), and will primarily come from income generated from interest gains, cash dividend receipts, and capital appreciation. There may be instances where Pru Life UK, based on the recommendation of the Fund Manager, at Pru Life UK's discretion, may distribute a Payout sourced from the capital of the Fund to maintain a steady income stream. However, the Fund's intent is to primarily distribute Payouts from income. There is no guarantee that any distribution will be made or that the frequency and amount of distributions as set out in the sales materials will be met. If a Payout is made, such Payout is not in any way, a forecast, indication or projection of the future or likely performance or distribution of the Fund. The making of any Payout shall not be taken to imply that further Payouts will be made. Pru Life UK and the Fund Manager may vary the amount of Payouts made during the duration of the customer's insurance policy and there may be periods where there are no Payouts. Payout declaration schedule may be subject to change. In case any Payout is distributed, it will not affect the number of outstanding units of the policyholders. In general, a Payout will reduce the net asset value of the PRULink Flexi Income Fund, which will consequently be reflected in the unit price.

Disclaimer: The views contained herein are only a general view on what may happen and Pru Life UK does not guarantee its accuracy. Established in 1996, Pru Life UK is a subsidiary of British financial services giant Prudential plc. Pru Life UK is the pioneer and current market leader of unit-linked or investment-linked life insurance products, and is one of the first life insurance companies approved to market US dollar-denominated policies in the country. Pru Life UK is a life insurance company and is not engaged in the business of selling pre-need plans. Pru Life UK and Prudential plc are not affiliated with Prudential Financial, Inc. (a US-registered company), Philippine Prudential Life Insurance Company, Prudentiallife Plans, Inc. or Prudential Guarantee and Assurance, Inc. (all Philippine-registered companies). For more information about us, please visit [www.pruflifeuk.com.ph](http://www.pruflifeuk.com.ph).

# PRULink Flexi Income Fund



## About the Fund Manager

The PRULink Flexi Income Fund invests in JPMorgan Global Income Fund of J.P. Morgan Asset Management, through ATRAM Trust Corporation.

ATRAM is one of the country's leading digitally-powered asset and wealth management servicing institutional clients and retail customers, providing innovative products and unique customer experiences delivered through technology-enabled platforms.

J.P. Morgan Asset Management is a division of JPMorgan Chase & Co. and is one of the world's largest and multi-awarded asset managers operating in every major global market for more than two centuries.

Disclaimer: The views contained herein are only a general view on what may happen and Pru Life UK does not guarantee its accuracy. Established in 1996, Pru Life UK is a subsidiary of British financial services giant Prudential plc. Pru Life UK is the pioneer and current market leader of unit-linked or investment-linked life insurance products, and is one of the first life insurance companies approved to market US dollar-denominated policies in the country. Pru Life UK is a life insurance company and is not engaged in the business of selling pre-need plans. Pru Life UK and Prudential plc are not affiliated with Prudential Financial, Inc. (a US-registered company), Philippine Prudential Life Insurance Company, Prudentiallife Plans, Inc. or Prudential Guarantee and Assurance, Inc. (all Philippine-registered companies). For more information about us, please visit [www.prulifeuk.com.ph](http://www.prulifeuk.com.ph).